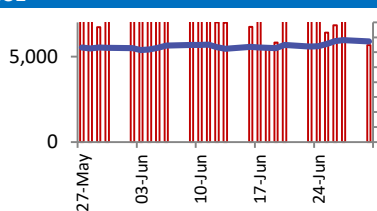
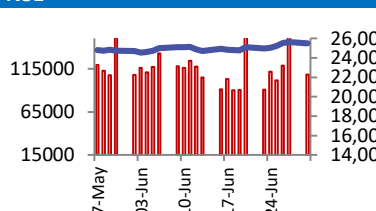


## BSE



Open	84027
High	84100
Low	83482
Close	83606
Change	-452
Volume (Lacs)	8377
Turnover (Rs.inCr)	5666

## NSE



Open	25662
High	25669
Low	25473
Close	25517
Change	-121
Volume(Lacs)	44041
Turnover(Rs.in Cr)	108192

World Markets	Current	Previous	Pt. Chg	Var(%)
Dow	44095	43819	276	0.6%
Dow Futures	44365	44389	(24)	-0.1%
Nasdaq	20370	20273	96	0.5%
FTSE	8761	8799	(38)	-0.4%
Nikkei	40082	40487	(406)	-1.0%
Hang Seng	24072	24072	closed	closed
Gift Nifty	25643	25601	42	0.2%
Straits Singapore	3994	3964	30	0.8%
South Korea	3121	3072	49	1.6%
Taiwan	22661	22256	405	1.8%
Shanghai	3452	3444	7	0.2%

Commodity Prices	Current	Previous	Pt. Chg	Var(%)
Copper (\$/MT)	9869	9878	(9)	-0.1%
Alumin (\$/MT)	2598	2595	3	0.1%
Zinc (\$/MT)	2752	2779	(28)	-1.0%
Brent Crude (\$/bbl)	66	67	(0)	-0.4%
Gold (\$/Ounce)	3318	3303	15	0.5%
Silver (\$/Ounce)	36	36	(0)	-0.7%
Light Crude (\$/bbl)	65	65	(0)	-0.5%
N G (\$/mmbtu)	3	3	(0)	-0.2%
Sugar (\$/MT)	465	474	(9)	-1.9%
Rubber (Rs./kg)	202	201	1	0.5%
Baltic Dry Index	1489	1521	(32)	-2.1%

Currency Exchange Rate	Current	Previous	Var(%)
Rs./ \$ rate	85.77	85.49	0.32%
Rs./ Euro	100.52	100.11	0.42%
Rs./Chinese Yuan	11.98	11.97	0.03%
Yen / \$ rate	143.63	144.03	-0.28%
\$ US/Euro	1.18	1.18	0.03%

Dollar Index	Current	Previous	Var(%)
Dollar Index	96.73	96.88	-0.15%

Support/ Resistance Levels for Today		
	Nifty	Bank Nifty Fut
Support 1	25440	57370
Support 2	25370	57140
Resistance	25600	57770

Securities in Ban For Trade
RBLBANK

## Market Review

**US:** Stocks climbed as investors looked to end a strong month on a high note, pushing major indexes to fresh records.

**Asia:** Asia-Pacific markets traded mixed Tuesday as investors assessed the record gains on Wall Street and the global impact of U.S. President Trump's tariff policies as his 90-day tariff reprieve is set to expire next week.

**India:** Markets ended lower on Monday, breaking a four-session winning streak, as selling in heavyweight stocks weighed on market sentiment. **Market is expected to open on a flattish note and likely to witness a sideways move during the day.**

**Global Economy:** India's fiscal deficit for April-May reached 131.6 bn rupees (\$1.5 bn), representing 0.8% of the estimated target for FY25. The country's net tax receipts stood at 3.5 tn rupees, up from 3.2 tn rupees during the same period last year. Non-tax revenue showed significant growth, reaching 3.6 tn rupees compared to 2.5 tn rupees a year ago.

India's industrial output grew 1.2% year-on-year in May, its slowest pace since Aug 2024, government data showed on Monday. Industrial output grew 2.7% year-on-year in April. The early onset of the monsoon weighed on the mining activity and the demand for electricity, with both these sub-sectors of the IIP reporting a contraction in May 2025 amid an anemic manufacturing growth.

The 10-year Treasury yield moved lower as investors monitored whether the Senate would pass President Trump's divisive spending bill over the next few hours. The benchmark yield fell more than 4 basis points to 4.238%, and the 30-year yield was more than 5 basis points lower at 4.787%. The 2-year yield, meanwhile, traded down less than 2 basis points to 3.725%.

**Commodities:** Oil prices fell to a three-week low on Tuesday, hitting levels seen prior to the recent Israel-Iran conflict amid pressure from easing supply concerns and expectations of an OPEC+ production hike.

Gold rose on Tuesday, supported by a weaker dollar and heightened uncertainty over U.S. President Donald Trump's tariff policies ahead of the July 9 deadline, driving investors toward safe-haven assets.

**Currency:** The U.S. dollar languished at its weakest against the euro since Sep 2021 on Tuesday, as President Trump's spending bill stoked fiscal worries and uncertainty around trade deals continued to weigh on sentiment.

**FII Derivative Transactions (Rs. Cr)**

Contracts	Purchase		Sell		Net	Open Interest (OI)		OI (Previous day)		Change	
	Contract	Value	Contract	Value	Value	Contract	Value	Contract	Value	Contract	Value
Index Future	15873	3070	20478	3973	(903)	140191	27071	144922	28072	(4731)	(1001)
Index Option	5451631	1048007	5521557	1058912	(10905)	1518276	291753	1414912	273130	103364	18623
Stock Future	205180	14669	253083	18160	(3491)	5460969	389109	5459430	389466	1539	(357)
Stock Option	569469	42186	568839	41992	194	602605	42607	522181	36992	80424	5615
<b>Total</b>	<b>6242153</b>	<b>1107932</b>	<b>6363957</b>	<b>1123037</b>	<b>(15105)</b>	<b>7722041</b>	<b>750540</b>	<b>7541445</b>	<b>727660</b>	<b>180596</b>	<b>22880</b>

FII All Activity-BBG (Rs Cr)		Buy	Sell	Net
23-Jun-25		8891	10727	(1836)
24-Jun-25		15207	19543	(4337)
25-Jun-25		14988	15842	(854)
26-Jun-25		29759	19096	10663
27-Jun-25		24067	18393	5675
<b>Month to date- June</b>		<b>356045</b>	<b>336451</b>	<b>19594</b>
FII (Prov.) (Rs Cr)		Buy	Sell	Net
24-Jun-25		13084	16057	(2973)
25-Jun-25		13140	15446	(2306)
26-Jun-25		31561	18868	12693
27-Jun-25		19589	18084	1505
30-Jun-25		12862	13650	(788)
<b>Month to date-June</b>		<b>347111</b>	<b>336753</b>	<b>10358</b>
DII (Prov.) (Rs. Cr)		Buy	Sell	Net
24-Jun-25		13936	9633	4303
25-Jun-25		12345	10327	2018
26-Jun-25		13647	14068	(421)
27-Jun-25		40672	41438	(766)
30-Jun-25		15733	12350	3383
<b>Month to date-June</b>		<b>341668</b>	<b>274842</b>	<b>66826</b>
FII Debt - BBG (Rs. Cr)		Buy	Sell	Net
23-Jun-25		2221	1490	731
24-Jun-25		2162	2126	36
25-Jun-25		1839	1588	251
26-Jun-25		2675	2672	3
27-Jun-25		4574	2064	2510
<b>Month to date- June</b>		<b>51741</b>	<b>59143</b>	<b>(7401)</b>

Market Breadth	BSE		NSE	
	No.	%	No.	%
Advance	2320	54%	1696	56%
Decline	1800	42%	1230	41%
Unchanged	170	4%	79	3%

Market Turnover	30-Jun	27-Jun	Var (%)
BSE Cash	5666	7248	-22%
NSE Cash	108192	153035	-29%
NSE Futures	100671	134980	-25%
NSE Options	11846798	9391179	26%
Total (Rs.Cr)	12061327	9686442	25%

Volatility Index	30-Jun	27-Jun
Volatility Index	12.79	12.39

Index PE - TTM	30-Jun	Yr. High	Yr. Low
Sensex	23.9	25.2	20.3
Nifty	23.0	24.4	19.6

**Corporate News**
**Kalpataru Projects Wins Rs 989-Cr Power Transmission, Distribution Orders**

Kalpataru Projects International Ltd. secured new orders worth Rs 989 cr. The order is for the power transmission and distribution and civil infrastructure sector. The orders are from the overseas market. With the addition to this order, the company's order intake rose to Rs 7,150 cr in FY. (NDTV)

**SJVN Green Energy begins commercial electricity supply of additional 100 MW from Bikaner plant**

SJVN Green Energy Ltd has commenced commercial electricity supply of an additional 100.02 MW from its Bikaner solar power project in Rajasthan. With this addition, the project has reached a total commercial operation of 501.02 MW out of the total 1,000 MW capacity. (ET)

**Texmaco Rail & Engineering wins order of Rs 27.75 cr**

Texmaco Rail & Engineering has received an order of Rs 27.75 cr from South Western Railway for TRD maintenance & breakdown activities in BYPL(Incl) OML(Excl), YNK(excl)-BWT(excl), BAW(incl)-SPGR(incl) SBC(incl)- JTJ(Excl), BAW(Excl) HAS(Excl), BID-Y and YNK-DMM sections to be completed in 24 months from the date of LOA. (BS)

**Economy**
**Industrial output growth hits nine-month low in May**

IIP output growth decelerated to 1.2% in May, a nine-month low, primarily due to contractions in the mining and electricity sectors. While manufacturing showed a modest 2.6% increase, early monsoon and slow urban consumption dampened overall performance. Capital goods remained a bright spot, achieving a 19-month high, but consumer goods production declined, signaling weak household consumption. (ET)

**RBI's financial stability: NPAs a risk, but banks healthy enough**

The RBI stress test shows that banking asset quality could worsen to 5.6% in case a sharp slowdown in key global economies spills over through trade and financial channels. The tests show that the aggregate capital adequacy ratio of 46 major banks may dip to 14.2% in case of heightened geopolitical risks from 17.2% in March 2025, but none of the banks will fall short of the 9% regulatory minimum requirement under adverse scenarios. (ET)

**International**
**Bombardier reports \$1.7 bln order from new customer for aircraft, services**

Bombardier Inc reported a combined \$1.7 bn aircraft and services order from a new customer, with deliveries set to begin from 2027. (Invst)

Top 5 Nifty Gainers	30-Jun	27-Jun	Var(%)
TRENT	6218	6020	3.3%
SBIN	820	805	1.9%
BEL	422	415	1.7%
INDUSINDBK	872	858	1.7%
JIOFIN	327	323	1.0%
Top 5 Nifty Losers	30-Jun	27-Jun	Var(%)
TATACONSUM	1099	1124	-2.3%
AXISBANK	1199	1225	-2.1%
KOTAKBANK	2164	2208	-2.0%
HEROMOTOCO	4237	4320	-1.9%
MARUTI	12400	12642	-1.9%

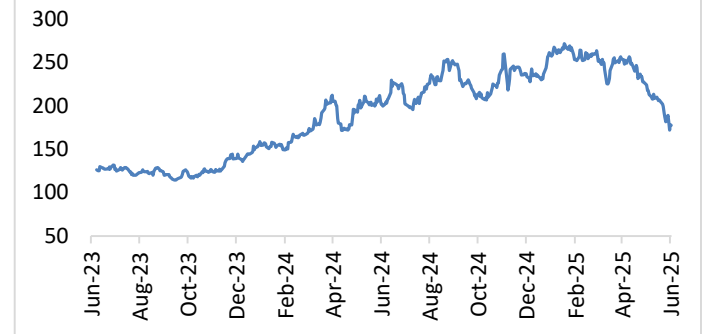
BSE Index Watch	Last	1 day	1 wk	1 mth	1 yr
SENSEX	83606	-0.5%	2.1%	2.6%	5.2%
MIDCAP	46854	0.7%	2.8%	3.8%	0.4%
SMLCAP	54691	0.8%	3.8%	4.3%	3.3%
AUTO	53495	-0.5%	2.0%	2.2%	-7.0%
BANKEK	64178	-0.6%	1.6%	1.6%	7.2%
Capital Goods	72333	1.1%	2.0%	1.7%	-0.5%
FMCG	20241	-0.3%	1.7%	-0.3%	-2.4%
Health Care	44259	0.6%	2.8%	3.9%	18.8%
IT	38122	0.2%	1.3%	3.3%	1.3%
METAL	31696	-0.5%	3.5%	3.0%	-4.8%
Oil & Gas	27867	-0.2%	2.7%	3.1%	-5.7%
Power	6938	0.1%	3.5%	2.0%	-12.5%
Realty	7642	-0.9%	-2.7%	3.8%	-11.1%

Margin Trading Disclosure (Rs. In Cr)	Last	1 day	1 wk	1 mth	3 mth
Op. Scripwise Outstanding	84081	-0.2%	-0.3%	8.7%	23.6%
Fresh Exposure	7151	12.1%	39.4%	8.2%	28.4%
Exposure liquidated	7281	13.8%	15.1%	28.0%	31.3%
Closing Net scripwise outstanding	83951	-0.3%	0.9%	7.2%	23.3%

NSE USD Futures	30-Jun	27-Jun	Var (%)
June Expiry (Rs./\$)	85.50	86.07	-0.7%
July Expiry (Rs./\$)	85.87	87.20	-1.5%
Total Turnover (Rs. Crore)	1597	1766	-10%

Sectors	TTM PE
Auto	32.11
Auto Ancillary	42.98
Banking	14.65
Engineering	50.26
Cement	74.57
Diamonds & Jewellery	44.12
Housing Finance	24.63
Infrastructure & Const	29.8
Metals-Aluminium	30.4
Metal – Steel	18.55
Oil Expl.	7.29
Pharma	10.1
Power – Gen. Supp.	40.9
Information Tech.	28.09
Sugar	18.49
Telecom Serv. Prov.	41.5
Tyres	31.67

## Robusta Coffee price (\$/pound) (Source: BBG)



10 year G-Sec Yield	Current	Previous	Change
US	4.21%	4.23%	(1) bps
Japan	1.43%	1.43%	(0) bps
India	6.32%	6.31%	1 bps
UK	4.49%	4.50%	(1) bps
Libor 3 Mths	4.85%	4.85%	(0) bps

Indian Eco Data	Current	Previous	Var(%)
Forex Reserve (US\$ in bn)	602	698	-13.8%
Inflation - WPI	0.39%	0.85%	(46) bps
Inflation - CPI	2.82%	3.16%	(34) bps

India GDP	Q3FY25	Q2FY25	Var(%)
Growth	7.38%	6.40%	98 bps

Monetary Policy	Current	Previous	Change
Repo Rate	5.50%	6.00%	(50) bps
Reverse Repo Rate	3.35%	3.35%	0 bps
CRR	4.00%	4.00%	0 bps
O/S Banking System Liquidity (Rs bn)	2887	2887	(0.7)

IIP Growth %	May-25	May-24	Apr-Feb
IIP	1.2	6.2	3.1
Capital Goods	2.4	7.0	6.2
Mining	0.4	1.3	2.2
Manufacturing	3.0	5.9	4.2
Electricity	6.3	8.6	3.8

## ADR Price Movement

Company	Price (US\$)	Volume	Previous Day Price	Volume	Variance (%)	No. of Share Per ADR	ADR Price (Rs.)	BSE Price	Variance (%)
Infosys Tech	18.53	12743302	18.52	13502088	0.05%	1	1589.23	1601.80	-0.8%
Wipro	3.02	5217584	3.04	6250704	-0.66%	1	259.01	265.98	-2.6%
Dr.Reddy's	15.03	1449502	15.07	1806617	-0.27%	1	1289.05	1283.30	0.4%
ICICI Bank	33.64	5214490	33.87	7230656	-0.68%	2	1442.57	1445.80	-0.2%
HDFC Bank	76.67	1263099	77.03	1544027	-0.47%	3	2191.87	2001.50	9.5%

## GDR's (US\$)

	Prices	Prev. Close	Change	Var %
L&T	42.80	42.95	(0.2)	-0.3%
RIL	69.80	70.40	(0.6)	-0.9%
SBI	95.30	93.70	1.6	1.7%

US Economy Data	Current	Previous
Inflation (%) (YoY)	2.40%	2.30%
Unemployment (%)	4.20%	4.20%

Interest Rate (%)	Current	Previous
Fed Rate	4.50%	4.50%

US GDP	Q2CY25	Q1CY25
Growth (QoQ Annualized)	-0.50%	2.40%

China Economy Data	Current	Previous
GDP	5.40%	5.40%
Inflation – CPI (%)	-0.10%	-0.10%

## Economic Calendar

	Date
Indian GDP Data	29 Aug
Indian Inflation Data CPI	14 July
Indian Inflation Data WPI	14 July
Indian Monetary Policy	06 Aug
India's Industrial Production (IIP)	28 July
US Inflation Data	15 July
US GDP	30 July
US Unemployment Data	03 July
US Fed Rate	03 July
China GDP	15 July
China Inflation Data	09 July

## Event Update

Name	Date	Purpose
Cera Sanitaryware Ltd.	01/07/25	Rs.65.00 per share(1300%)Dividend
JSW Infrastructure Ltd.	01/07/25	Rs.0.80 per share(40%)Final Dividend
Polychem Ltd.	01/07/25	Rs.20.00 per share(200%)Final Dividend
Bharat Seats Ltd.	02/07/25	Rs.1.10 per share(55%)Final Dividend
Sika Interplant Systems Ltd.	02/07/25	Rs.2.40 per share(120%)Final Dividend
XL Energy Ltd.	02/07/25	Resolution Plan -Reduction of Capital
NDR Auto Components Ltd.	03/07/25	Rs.2.75 per share(27.5%)Dividend
VST Industries Ltd.	03/07/25	Rs.10.00 per share(100%)Final Dividend
Axis Bank Ltd.	04/07/25	Rs.1.00 per share(50%)Final Dividend
Bharat Forge Ltd.	04/07/25	Rs.6.00 per share(300%)Final Dividend
Biocon Ltd.	04/07/25	Rs.0.50 per share(10%)Final Dividend
Container Corporation Of India Ltd.	04/07/25	Bonus issue
Control Print Ltd.	04/07/25	Rs.6.00 per share(60%)Final Dividend
Cool Caps Industries Ltd.	04/07/25	Bonus & Split/Subdivision
DCB Bank Ltd.	04/07/25	Rs.1.35 per share(13.5%)Final Dividend
Dhampur Bio Organics Ltd.	04/07/25	Rs.1.25 per share(12.5%)Final Dividend
Escorts Kubota Ltd.	04/07/25	Rs.18.00 per share(180%)Final Dividend
Gloster Ltd.	04/07/25	Rs.20.00 per share(200%)Dividend
Jiya Eco-Products Ltd.	04/07/25	Resolution Plan-Reduction of Capital
Jupiter Life Line Hospitals Ltd.	04/07/25	Rs.1.00 per share(10%)Final Dividend
Mahindra & Mahindra Ltd.	04/07/25	Rs.25.30 per share(506%)Dividend
Max Healthcare Institute Ltd.	04/07/25	Rs.1.50 per share(15%)Final Dividend
Navin Fluorine International Ltd.	04/07/25	Rs.7.00 per share(350%)Final Dividend
Nestle India Ltd.	04/07/25	Rs.10.00 per share(1000%)Final Dividend
Nippon Life India Asset Management Ltd.	04/07/25	Rs.10.00 per share(100%)Final Dividend
Onward Technologies Ltd.	04/07/25	Rs.5.00 per share(50%)Final Dividend
Paras Defence And Space Technologies Ltd.	04/07/25	Stock Split from Rs.10/- to Rs.5/-
Pelatro Ltd.	04/07/25	Dividend



## Bulk Deal As On 30/06/25

BSE					
Security Code	Security Name	Client Name	Deal	Quantity	Price
544353	AMWILL	SHILPA AMIT GHARLUTE	B	105600	72.89
543655	ANZEN	EDELWEISS INFRASTRUCTURE YIELD PLUS	S	1900000	112.56
537069	ARNOLD	NAVRATRI SHARE TRADING PRIVATE LIMITED .	S	120000	24.01
542678	CHCL	KRISHNA MURARI TEKRIWAL	S	132000	4.15
542678	CHCL	SUMANTEKRIWAL	S	2000	4.14
542678	CHCL	SUMANTEKRIWAL	B	132000	4.15
538965	CONCORD	GANGA DEVI LOYA	B	51571	38.66
526504	DOLPHMED	ANAND MOHAN .	B	90000	2.19
526504	DOLPHMED	MADANA MOHANA RAO VUPPE	S	89677	2.19
512441	ENBETRD	ANKUSH RAJKUMAR DABHANE	S	2911622	0.72
539032	FRASER	VEENA KANTILAL CHAWALLA	S	43433	7.05
538609	GAJANANSEC	DHANANJOY MONDAL	S	128100	48.15
538609	GAJANANSEC	VINAY KUMAR AGARWAL	B	135659	48.15
570005	GATECHDVR	ALKABEN PRADIPKUMAR SHAH	B	6865500	0.83
570005	GATECHDVR	SHRI MUKTA SHARES	S	1600000	0.83
570005	GATECHDVR	TEUDDY TECHNOLOGY PRIVATE LIMITED	S	4357912	0.83
535917	GCMCOMM	KRISHNA MURARI TEKRIWAL	B	54000	4.27
535917	GCMCOMM	SUMANTEKRIWAL	S	48000	4.16
539486	GEETANJ	LEELAMMATHENUMKALJOSEPH	B	86600	3.79
539486	GEETANJ	TRIPTA SIVINDER SINGH	S	99010	3.81
540614	GGENG	PINCERS COMMODITIES PRIVATE LIMITED	S	20429678	0.51
539692	IFINSER	QUANTUM QUASAR CAPITAL	S	54419	19.38
540377	IFL	L7 HITECH PRIVATE LIMITED	B	6099985	1.21
540377	IFL	MANDAKINIBEN PRADYUMANBHAI PATEL	B	5000000	1.22
539175	INDRAIND	JIGNESH KUMARPAL SHAH	S	760854	14.93
539175	INDRAIND	KAUSHAL HITESHBHAI PARIKH	B	316737	14.93
539175	INDRAIND	SHAILESH DHAMELIYA	B	741949	14.99
544270	KGVL	ARYAMAN BROKING LIMITED	S	45600	66.87
544270	KGVL	DHANESHA DHARMESH DAMODAR	B	45600	66.87
519230	KISAAN	ALOK KUMAR KUSHWAHA	B	70000	28.29
519230	KISAAN	MURALIREDDYGOPAVARAPU	S	68400	28.29
537800	MANGIND	YATIN GUPTA	S	5095000	1.56
508922	MSRINDIA	KAKUNURI VENKATA RAJASEKHAR REDDY	S	390755	2.71
543207	NATURAL	CHOKSHI DIMPLE	S	171239	13.56
543207	NATURAL	CHOKSHI DIMPLE	B	290036	13.7
543207	NATURAL	COPO HOLDINGS PRIVATE LIMITED	S	145000	13.64
522289	NMSRESRC	SAROJ KUMARI YADAV	S	36567	50.24
514324	OMNITEX	CITOC VENTURES PRIVATE LIMITED	B	820000	378.74
514324	OMNITEX	EPITOME TRADING AND INVESTMENTS	S	25000	378.9
514324	OMNITEX	EPITOME TRADING AND INVESTMENTS	B	25000	378.36
514324	OMNITEX	GAUTAM NARENDRA DALMIA	S	146662	378.29
514324	OMNITEX	KANISHK SARAOGI	S	43260	376.78
514324	OMNITEX	MANSI SHARE AND STOCK BROKING PRIVATE LIMITED	S	25000	379.9
514324	OMNITEX	MANSI SHARE AND STOCK BROKING PRIVATE LIMITED	B	25000	376.34
514324	OMNITEX	NARENDRA DALMIA	S	646720	380
514324	OMNITEX	SANJAY DOSHI HUF	S	27009	362.23
514324	OMNITEX	SANJAY DOSHI HUF	B	30	305

531395	PADAMCO	LODHA SUBHASH HASTIMAL	S	800000	4.58
501144	PEOPLIN	SANDEEP JAIN & SONS HUF	B	1460	192.91
539519	SATTVASUKU	GURMEET SINGH	S	1050323	1.01
531797	SCANPRO	ALKA CHANDRA	S	20000	68.33
531797	SCANPRO	KAVITA CHANDRA	S	20000	68.31
539526	SCTL	SUDHAKAR TAVVINE	B	1625012	1.08
540259	SHANGAR	AVENUE BUSINESS CENTER PRIVATE LIMITED	S	8200000	0.65
540259	SHANGAR	HARPREET SINGH GREWAL	S	2383177	0.65
540259	SHANGAR	HARPREET SINGH GREWAL	B	2577316	0.64
540259	SHANGAR	NIARSH TRADING PRIVATE LIMITED	S	22160024	0.65
540259	SHANGAR	VISHMOR TRADING PRIVATE LIMITED	S	19100000	0.65
539584	SIPTL	DEVARAJBACKARAJ	S	3840000	0.35
539584	SIPTL	JAGID VANITABEN RAJENDRAPRASAD	S	5726727	0.35
539584	SIPTL	SURENDERSINGH	S	3325000	0.35
531499	SYBLY	ANAND MOHAN .	B	100000	1.55
531499	SYBLY	BIRU KUMAR	B	111500	1.71
531499	SYBLY	MAHAMMADARIFRAFIKBHAISHAIKH	B	58479	1.71
531499	SYBLY	MUKESH KUMAR SUKHANI	B	54000	1.71
531499	SYBLY	N L RUNGTA (HUF)	B	141268	1.55
531499	SYBLY	NITIN RUNGTA HUF	B	155000	1.55
531499	SYBLY	PAPITA NANDI	S	600000	1.71
531499	SYBLY	RAJENDRA KUMAR AGARWAL	S	75000	1.71
531499	SYBLY	SRIJAN GUCHHAIT	S	182995	1.55
531499	SYBLY	TUTUGUCHHAIT	S	149222	1.55
511447	SYLPH	MONEYPLANT GOLD & JEWELLERY TRADING L.L.C	B	5334848	1.36
531574	VASINFRA	SARAVANA SECURITIES (PROP: D. SATHYAMOORTHY)	B	103487	9.37
542803	VEL	JAY BHAVSAR	S	80290	15.85
538970	WARDINMOBI	SMITA HITENDRA SHAH	S	134111	14.99
538970	WARDINMOBI	SMITA HITENDRA SHAH	B	1534111	15.01
538970	WARDINMOBI	YATIN GUPTA	S	3020000	14.98
538970	WARDINMOBI	YATIN SANJAY GUPTA	S	2500000	14.95
524661	WELCURE	HITESH SINGH	S	580187	13.6
538579	ZINEMA	MOOLCHAND KIRAN KUMAR JAIN	B	48000	16.63

## NSE

Security Code	Security Name	Client Name	Deal	Quantity	Price
ANZEN	Anzen Ind Ene Yld Plu Tru	CHRYSEUM ADVISORS LLP	BUY	1600000	112.56
ANZEN	Anzen Ind Ene Yld Plu Tru	EDELWEISS INFRASTRUCTURE YIELD PLUS	SELL	6600000	112.56
ANZEN	Anzen Ind Ene Yld Plu Tru	FAMY STERI PRIVATE LIMITED	BUY	2575000	112.56
BEARSELL	Beardsell Limited	SURE POWER TECHNOLOGIES PRIVATE LIMITED	SELL	239621	27.33
CAPTRU-RE	Capital Trust Ltd	N L RUNGTA (HUF)	BUY	111264	0.05
CAPTRU-RE	Capital Trust Ltd	NITIN RUNGTA	BUY	108725	0.05
CAPTRU-RE	Capital Trust Ltd	NITIN RUNGTA HUF	BUY	200000	0.05
CAPTRU-RE	Capital Trust Ltd	YOGEN KHOSLA	SELL	397401	0.05
CUBEINVIT	Cube Highways Trust	ASK FINANCIAL HOLDINGS PRIVATE LIMITED	BUY	7000000	127.5
CUBEINVIT	Cube Highways Trust	CUBE MOBILITY INVESTMENTS PTE.LTD.	SELL	12450000	127.5
DCCL	Dar Credit & Capital Ltd	PARADISE MOON INVESTMENT FUND-I	SELL	158000	61.4
DCCL	Dar Credit & Capital Ltd	PIYUSH SECURITIES PRIVATE LIMITED	BUY	118000	59.02
GATECHDVR	GACM Technologies Limited	GA TRADING COMPANY	BUY	1600000	0.81
GATECHDVR	GACM Technologies Limited	NEO APEX VENTURE LLP	SELL	6460977	0.81
GENSOL	Gensol Engineering Ltd	KEYA VIMAL SALOT	SELL	300000	42.32
GPECO	GP Eco Solutions India L	LAROA MONA	BUY	66600	438.82
HBSL	HB Stockholdings Limited	PANKAJ DHANJI CHHEDA HUF	SELL	65418	115.63
JYOTICNC	Jyoti CNC Automation Ltd	KOTAK FUNDS - INDIA MIDCAP FUND	BUY	3792500	1087
JYOTICNC	Jyoti CNC Automation Ltd	PARESH MOHANLAL PAREKH	SELL	6850000	1087.01
JYOTICNC	Jyoti CNC Automation Ltd	VIJAY MOHANLAL PAREKH	SELL	6850000	1087.45
KCK	Kck Industries Limited	PRO FIN CAPITAL SERVICES LIMITED	SELL	382500	42.92
MOBIKWIK	One Mobikwik Systems Ltd	CITIGROUP GLOBAL MARKETS MAURITIUS PVT LTD	SELL	443634	246.23
SIGNPOST	Signpost India Limited	AISHWARYA SHRIPAD ASHTEKAR	BUY	997271	200.13
SIGNPOST	Signpost India Limited	DIPANKAR CHATTERJEE	BUY	300758	199.44
SIGNPOST	Signpost India Limited	NIREN CHAND SUCHANTI	SELL	5487188	202.58
SIGNPOST	Signpost India Limited	PELORUS TECHNOLOGIES PRIVATE LIMITED	BUY	500000	198.02
SIGNPOST	Signpost India Limited	SHRIPAD PRALHAD ASHTEKAR	BUY	465000	212.84
SIGNPOST	Signpost India Limited	SHYAM S	BUY	500000	200
SIGNPOST	Signpost India Limited	VINITHRA SEKHAR	BUY	500000	200
SUNREST	Sunrest Lifescience Ltd	BHAGYESH KIRITBHAI PAREKH	SELL	48000	50.47
VISAMAN	Visaman Global Sales Ltd	AJAY DHANUKA HUF	BUY	105000	48.95
VISAMAN	Visaman Global Sales Ltd	SANGEETA SHETALBHAI SHAH	SELL	198000	48.95

#### Disclosure:

Research Reports that are published by Nirmal Bang Securities Private Limited (hereinafter referred to as "NBSPL") are for private circulation only. NBSPL is a registered Research Analyst under SEBI (Research Analyst) Regulations, 2014 having Registration no. INH000001766. NBSPL is also a registered Stock Broker with National Stock Exchange of India Limited, BSE Limited, Metropolitan Stock Exchange of India Limited, Multi Commodity Exchange of India Limited and , National Commodity and Derivative Exchange Limited in Capital Market , Equity and Commodities derivatives segments and Currency Derivatives Segment .

NBSPL has other business divisions with independent research teams separated by Chinese walls, and therefore may, at times, have different or contrary views on stocks and markets.

NBSPL or its associates have not been debarred / suspended by SEBI or any other regulatory authority for accessing / dealing in securities Market since last 20 years. NBSPL, its associates or analyst or his relatives do not hold any financial interest (Except Investment) in the subject company. NBSPL or its associates or Analyst do not have any conflict or material conflict of interest at the time of publication of the research report with the subject company. NBSPL or its associates or Analyst or his relatives may or may not hold beneficial ownership of 1% or more in the subject company at the end of the month immediately preceding the date of publication of this research report.

NBSPL or its associates / analyst has not received any compensation / managed or co-managed public offering of securities of the company covered by Analyst during the past twelve months. NBSPL or its associates have not received any compensation or other benefits from the company covered by Analyst or third party in connection with the research report. Analyst has not served as an officer, director or employee of Subject Company. NBSPL / analyst has not been engaged in market making activity of the subject company.

**Analyst Certification:** The research analysts and authors of these reports, hereby certify that the views expressed in this research report accurately reflects my/our personal views about the subject securities, issuers, products, sectors or industries. It is also certified that no part of the compensation of the analyst(s) was, is, or will be directly or indirectly related to the inclusion of specific recommendations or views in this research. The analyst(s) principally responsible for the preparation of this research report and has taken reasonable care to achieve and maintain independence and objectivity in making any recommendations.



**Disclaimer:**

The Research Report is for the personal information of the authorized recipient and does not construe to be any investment, legal or taxation advice. NBSPL is not soliciting any action based upon it. Nothing in the research report shall be construed as a solicitation to buy or sell any security or product, or to engage in or refrain from engaging in any such transaction. In preparing the research report, we did not take into account the investment objectives, financial situation and particular needs of the reader.

The research report has been prepared for the general use of the clients of NBSPL and must not be copied, either in whole or in part, or distributed or redistributed to any other person in any form. If you are not the intended recipient you must not use or disclose the information in the research report in any way. Though disseminated to all the customers simultaneously, not all customers may receive the research report at the same time. NBSPL will not treat recipients as customers by virtue of their receiving the research report. The research report is not directed or intended for distribution to or use by any person or entity resident in a state, country or any jurisdiction, where such distribution, publication, availability or use would be contrary to law, regulation or which would subject NBSPL & its group companies to registration or licensing requirements within such jurisdictions.

The report is based on the information obtained from sources believed to be reliable, but we do not make any representation or warranty that it is accurate, complete or up-to-date and it should not be relied upon as such. We accept no obligation to correct or update the information or opinions in it. NBSPL or any of its affiliates or employees shall not be in any way responsible for any loss or damage that may arise to any person from any inadvertent error in the information contained in the research report. NBSPL or any of its affiliates or employees do not provide, at any time, any express or implied warranty of any kind, regarding any matter pertaining to this report, including without limitation the implied warranties of merchantability, fitness for a particular purpose, and non-infringement. The recipients of the research report should rely on their own investigations.

This information is subject to change without any prior notice. NBSPL reserves its absolute discretion and right to make or refrain from making modifications and alterations to this statement from time to time. Nevertheless, NBSPL is committed to providing independent and transparent recommendations to its clients, and would be happy to provide information in response to specific client queries.

Before making an investment decision on the basis of research report, the reader needs to consider, with or without the assistance of an adviser, whether the advice is appropriate in light of their particular investment needs, objectives and financial circumstances. There are risks involved in securities trading. The price of securities can and does fluctuate, and an individual security may even become valueless. International investors are reminded of the additional risks inherent in international investments, such as currency fluctuations and international stock market or economic conditions, which may adversely affect the value of the investment. Opinions expressed are subject to change without any notice. Neither the company nor the director or the employees of NBSPL accept any liability whatsoever for any direct, indirect, consequential or other loss arising from any use of the research report and/or further communication in relation to the research report. Here it may be noted that neither NBSPL, nor its directors, employees, agents or representatives shall be liable for any damages whether direct or indirect, incidental, special or consequential including lost revenue or lost profit that may arise from or in connection with the use of the information contained in the research report.

Copyright of this document vests exclusively with NBSPL.

Our reports are also available on our website

Registration granted by SEBI and certification from NISM in no way guarantee performance of NBSPL or provide any assurance of returns to investors.

**Nirmal Bang Research (Division of Nirmal Bang Securities Pvt. Ltd.)**

B-2, 301/302, Marathon Innova,  
Opp. Peninsula Corporate Park  
Off. Ganpatrao Kadam Marg  
Lower Parel(W), Mumbai-400013  
Board No. : 91 22 6723 8000/8001  
Fax. : 022 6723 8010